
Stream: Internet Engineering Task Force (IETF)
RFC: [9569](#)
Category: Standards Track
Published: June 2024
ISSN: 2070-1721
Authors: K. Gao R. Schott Y. R. Yang L. Delwiche
Sichuan University Deutsche Telekom Yale University Yale University
L. Keller
Yale University

RFC 9569

The Application-Layer Traffic Optimization (ALTO) Transport Information Publication Service (TIPS)

Abstract

"Application-Layer Traffic Optimization (ALTO) Protocol" (RFC 7285) leverages HTTP/1.1 and is designed for the simple, sequential request-reply use case, in which an ALTO client requests a sequence of information resources and the server responds with the complete content of each resource, one at a time.

RFC 8895, which describes ALTO incremental updates using Server-Sent Events (SSE), defines a multiplexing protocol on top of HTTP/1.x, so that an ALTO server can incrementally push resource updates to clients whenever monitored network information resources change, allowing the clients to monitor multiple resources at the same time. However, HTTP/2 and later versions already support concurrent, non-blocking transport of multiple streams in the same HTTP connection.

To take advantage of newer HTTP features, this document introduces the ALTO Transport Information Publication Service (TIPS). TIPS uses an incremental RESTful design to give an ALTO client the new capability to explicitly and concurrently (in a non-blocking manner) request (or pull) specific incremental updates using HTTP/2 or HTTP/3, while still functioning for HTTP/1.1.

Status of This Memo

This is an Internet Standards Track document.

This document is a product of the Internet Engineering Task Force (IETF). It represents the consensus of the IETF community. It has received public review and has been approved for publication by the Internet Engineering Steering Group (IESG). Further information on Internet Standards is available in Section 2 of RFC 7841.

Information about the current status of this document, any errata, and how to provide feedback on it may be obtained at <https://www.rfc-editor.org/info/rfc9569>.

Copyright Notice

Copyright (c) 2024 IETF Trust and the persons identified as the document authors. All rights reserved.

This document is subject to BCP 78 and the IETF Trust's Legal Provisions Relating to IETF Documents (<https://trustee.ietf.org/license-info>) in effect on the date of publication of this document. Please review these documents carefully, as they describe your rights and restrictions with respect to this document. Code Components extracted from this document must include Revised BSD License text as described in Section 4.e of the Trust Legal Provisions and are provided without warranty as described in the Revised BSD License.

Table of Contents

1. Introduction	4
1.1. Requirements Language	5
1.2. Notations	5
2. TIPS Overview	6
2.1. Transport Requirements	6
2.2. TIPS Terminology	7
3. TIPS Updates Graph	9
3.1. Basic Data Model of an Updates Graph	10
3.2. Updates Graph Modification Invariants	11
4. TIPS Workflow and Resource Location Schema	12
4.1. Workflow	12
4.2. Resource Location Schema	13
5. TIPS Information Resource Directory (IRD) Announcement	14
5.1. Media Type	14
5.2. Capabilities	15
5.3. Uses	15
5.4. An Example	16

6. TIPS Management	18
6.1. Open Request	18
6.2. Open Response	19
6.3. Open Example	22
6.3.1. Basic Example	22
6.3.2. Example Using Digest Authentication	23
6.3.3. Example Using ALTO/SSE	24
7. TIPS Data Transfers - Client Pull	26
7.1. Request	26
7.2. Response	26
7.3. Example	27
7.4. New Next Edge Recommendation	27
7.4.1. Request	27
7.4.2. Response	28
7.4.3. Example	28
8. Operation and Processing Considerations	29
8.1. Considerations for Load Balancing	29
8.2. Considerations for Cross-Resource Dependency Scheduling	30
8.3. Considerations for Managing Shared TIPS Views	31
8.4. Considerations for Offering Shortcut Incremental Updates	31
9. Security Considerations	32
9.1. TIPS: Denial-of-Service Attacks	32
9.2. ALTO Client: Update Overloading or Instability	33
10. IANA Considerations	33
10.1. application/alto-tips+json Media Type	33
10.2. application/alto-tipsparams+json Media Type	34
11. References	35
11.1. Normative References	35
11.2. Informative References	35
Appendix A. A High-Level Deployment Model	36

Appendix B. Conformance with "Building Protocols with HTTP" (RFC 9205) Best Current Practices	37
Appendix C. Push-Mode TIPS Using HTTP Server Push	38
Appendix D. Persistent HTTP Connections	38
Acknowledgments	39
Authors' Addresses	39

1. Introduction

The Application-Layer Traffic Optimization (ALTO) protocol provides means for network applications to obtain network status information. So far, the ALTO information can be transported in two ways:

1. Using the ALTO base protocol [[RFC7285](#)], which is designed for the simple use case in which an ALTO client requests a network information resource and the server sends the complete content of the requested information (if any) resource to the client.
2. Using ALTO incremental updates using Server-Sent Events (ALTO/SSE) [[RFC8895](#)]; this method is designed for an ALTO client to indicate to the server that it wants to receive updates for a set of resources, and the server can then concurrently and incrementally push updates to that client whenever monitored resources change.

Both protocols are designed for HTTP/1.1 [[RFC9112](#)]. While they still work with HTTP/2 [[RFC9113](#)] and HTTP/3 [[RFC9114](#)], ALTO and ALTO/SSE cannot take full advantage of new features offered by HTTP/2 and HTTP/3.

- First, consider the ALTO base protocol, which is designed to transfer only complete information resources. A client can run the base protocol on top of HTTP/2 or HTTP/3 to request multiple information resources in concurrent streams, but each request must be for a complete information resource: there is no capability for the server to transmit incremental updates. Hence, there can be a large overhead when the client already has an information resource and then there are small changes to the resource.
- Next, consider ALTO/SSE [[RFC8895](#)]. Although ALTO/SSE can transfer incremental updates, it introduces a customized multiplexing protocol on top of HTTP, assuming a total-order message channel from the server to the client. The multiplexing design does not provide naming (i.e., a resource identifier) to individual incremental updates. Such a design cannot use concurrent data streams available in HTTP/2 and HTTP/3 because both cases require a resource identifier. Additionally, ALTO/SSE is a push-only protocol, which denies the client flexibility in choosing how and when it receives updates.

To mitigate these concerns, this document introduces a new ALTO service called the Transport Information Publication Service (TIPS). TIPS uses an incremental RESTful design to provide an ALTO client with a new capability to explicitly, concurrently issue non-blocking requests for specific incremental updates using HTTP/2 or HTTP/3, while still functioning for HTTP/1.1.

While both ALTO/SSE [RFC8895] and TIPS can transport incremental updates of ALTO information resources to clients, they have different design goals. The TIPS extension enables more scalable and robust distribution of incremental updates but is missing the session management and built-in server push capabilities of ALTO/SSE. From the performance perspective, TIPS is optimizing throughput by leveraging concurrent and out-of-order transport of data, while ALTO/SSE is optimizing latency as new events can be immediately transferred to the clients without waiting for another round of communication when there are multiple updates. Thus, we do not see TIPS as a replacement for ALTO/SSE, but as a complement to it. One example of combining these two extensions is shown in [Section 6.3.3](#).

Note that future extensions may leverage server push, a feature of HTTP/2 [RFC9113] and HTTP/3 [RFC9114], as an alternative of SSE. We discuss why this alternative design is not ready at the time of writing in [Appendix C](#).

Specifically, this document specifies:

- Extensions to the ALTO Protocol for dynamic subscription and efficient uniform update delivery of an incrementally changing network information resource.
- A new resource type that indicates the TIPS updates graph model for a resource.
- URI patterns to fetch the snapshots or incremental updates.

Some operational complexities that must be taken into consideration when implementing this extension are discussed in [Section 8](#): these include load balancing in [Section 8.1](#) and fetching and processing incremental updates of dependent resources in [Section 8.2](#).

[Appendix B](#) discusses to what extent the TIPS design adheres to the best current practices for building protocols with HTTP [RFC9205].

1.1. Requirements Language

The key words "MUST", "MUST NOT", "REQUIRED", "SHALL", "SHALL NOT", "SHOULD", "SHOULD NOT", "RECOMMENDED", "NOT RECOMMENDED", "MAY", and "OPTIONAL" in this document are to be interpreted as described in BCP 14 [RFC2119] [RFC8174] when, and only when, they appear in all capitals, as shown here.

1.2. Notations

This document uses the same syntax and notations as introduced in [Section 8.2](#) of [RFC7285] to specify the extensions to existing ALTO resources and services.

2. TIPS Overview

2.1. Transport Requirements

The ALTO Protocol and its extensions support two transport mechanisms:

1. A client can directly request an ALTO resource and obtain a complete snapshot of that ALTO resource, as specified in the base protocol [RFC7285];
2. A client can subscribe to incremental changes of one or multiple ALTO resources using the incremental update extension [RFC8895], and a server pushes the updates to the client through SSE.

However, the current transport mechanisms are not optimized for storing, transmitting, and processing (incremental) updates of ALTO information resources. Specifically, the new transport mechanism must satisfy the following requirements:

Incremental updates: Incremental updates only maintain and transfer the "diff" upon changes. Thus, it is more efficient than storing and transferring the full updates, especially when the change of an ALTO resource is minor. The base protocol does not support incremental updates and the current incremental update mechanism in [RFC8895] has limitations (as discussed below).

Concurrent, non-blocking update transmission: When a client needs to receive and apply multiple incremental updates, it is desired to transmit the updates concurrently to fully utilize the bandwidth and to reduce head-of-line blocking. Unfortunately, the ALTO incremental update extension [RFC8895] does not satisfy this requirement. Even though the updates can be multiplexed by the server to avoid head-of-line blocking between multiple resources, the updates are delivered sequentially and can suffer from head-of-line blocking inside the connection (for example, when there is a packet loss).

Long polling updates: Long polling updates can reduce the time to send the request, making it possible to achieve sub-RTT transmission of ALTO incremental updates. In [RFC8895], this requirement is fulfilled using SSE and is still desired in the new ALTO transport.

Backward compatibility: While some of the previous requirements are offered by HTTP/2 [RFC9113] and HTTP/3 [RFC9114], it is desired that the new ALTO transport mechanism can work with HTTP/1.1 as many development tools and current ALTO implementations are based on HTTP/1.1.

The new ALTO transport specified in this document satisfies all of the following design requirements above by:

- Reusing the data format introduced in [RFC8895] that enables incremental updates using JSON patches or merge patches.

- Introducing a unified data model to describe the changes (snapshots and incremental updates) of an ALTO resource, referred to as a "TIPS view". In the data model, snapshots and incremental updates are indexed as individual HTTP resources following a unified naming convention, independent of the HTTP version. Thus, these updates can be concurrently requested and be transferred in a non-blocking manner either by using multiple connections or leveraging multiplexed data transfer offered by HTTP/2 or HTTP/3.
- Basing the unified naming convention on a monotonically increasing sequence number, making it possible for a client to construct the URL of a future update and send a long polling request.
- Making the unified naming convention independent of the HTTP versions and able to operate atop HTTP/1.1, HTTP/2, or HTTP/3.

This document assumes the deployment model discussed in [Appendix A](#).

2.2. TIPS Terminology

In addition to the terms defined in [\[RFC7285\]](#), this document uses the following terms:

Transport Information Publication Service (TIPS): A new type of ALTO service, as specified in this document, to enable a uniform transport mechanism for updates of an incrementally changing ALTO network information resource.

Network information resource: A piece of retrievable information about network state, per [\[RFC7285\]](#).

TIPS view (tv): The container of incremental transport information about the network information resource. The TIPS view has one basic component, the updates graph (ug), but may include other transport information.

Updates graph (ug): A directed, acyclic graph whose nodes represent the set of versions of an information resource and whose edges represent the set of update items to compute these versions. An ALTO map service (e.g., a cost map or a network map) may need only a single updates graph. A dynamic network information service (e.g., a filtered cost map) may create an updates graph (within a new TIPS view) for each unique request. The encoding of an updates graph is specified in [Section 6.1](#).

Version: The representation of a historical content of an information resource. For an information resource, each version is associated with and uniquely identified by a monotonically and consecutively increased sequence number. This document uses the term "version s" to refer to the version associated with sequence number "s". The version is encoded as a JSONNumber, as specified in [Section 6.1](#).

Start sequence number (<start-seq>): The smallest non-zero sequence number in an updates graph.

End sequence number (<end-seq>): The largest sequence number in an updates graph.

Snapshot: A full replacement of a resource that is contained within an updates graph.

Incremental update: A partial replacement of a resource contained within an updates graph, codified in this document as a JSON merge patch or a JSON patch. An incremental update is mandatory if the source version (i) and the target version (j) are consecutive (i.e., $i + 1 = j$); otherwise, it is optional (or a shortcut). Mandatory incremental updates are always in an updates graph, while optional/shortcut incremental updates may or may not be included in an updates graph.

Update item: The content on an edge of the updates graph, which can be either a snapshot or an incremental update. An update item can be considered to be a pair (op, data) where op denotes whether the item is an incremental update or a snapshot and data is the content of the item.

ID#i-#j: Denotation of the update item on a specific edge in the updates graph to transition from version i to version j, where i and j are the sequence numbers of the source node and the target node of the edge, respectively.

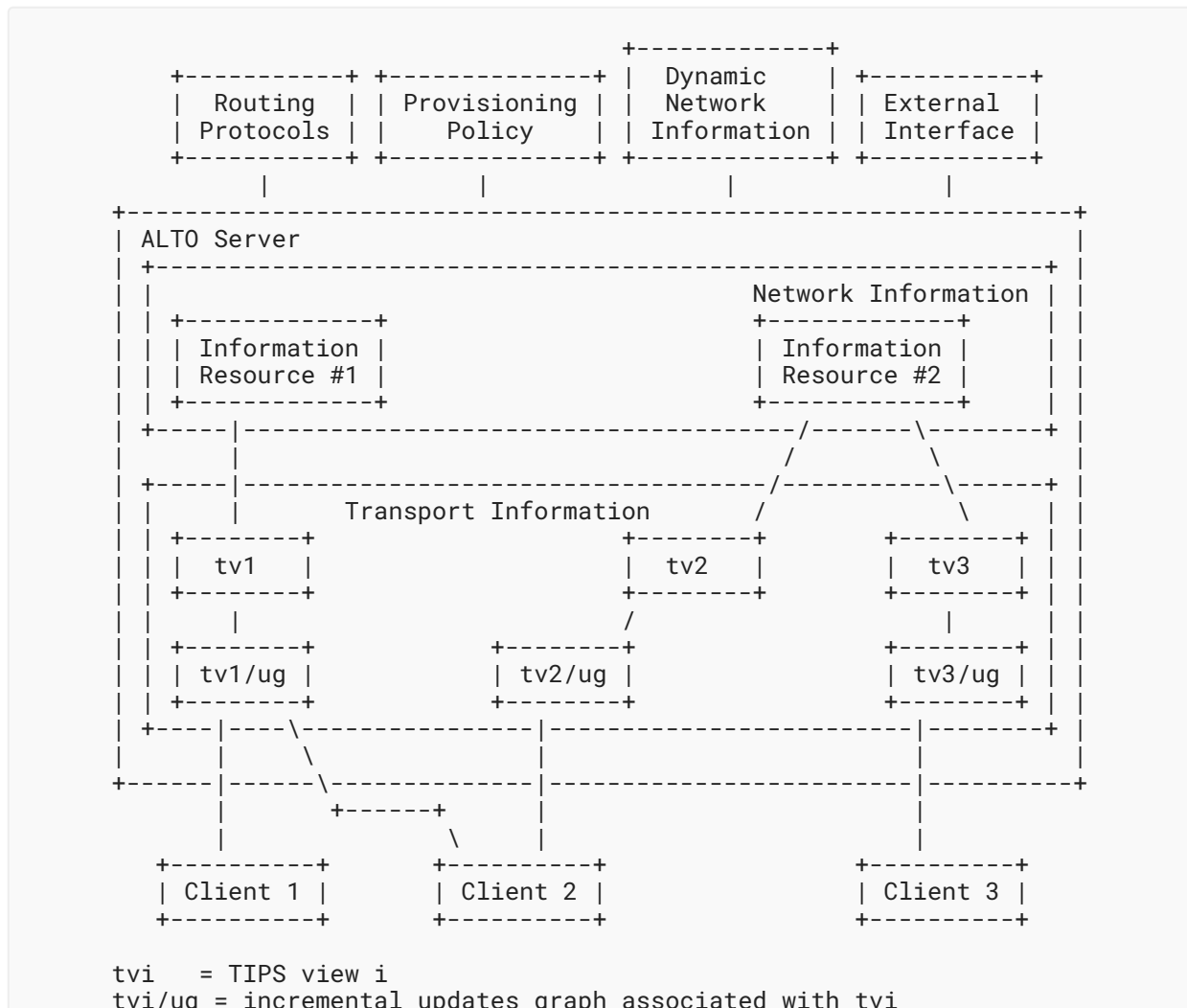


Figure 1: Overview of ALTO TIPS

Figure 1 shows an example illustrating an overview of the ALTO TIPS extension. The server provides TIPS for two information resources (#1 and #2) where #1 is an ALTO map service and #2 is a filterable service. There are three ALTO clients (Client 1, Client 2, and Client 3) that are connected to the ALTO server.

Each client uses the TIPS view to retrieve updates. Specifically, a TIPS view (tv1) is created for the map service #1 and is shared by multiple clients. For the filtering service #2, two different TIPS views (tv2 and tv3) are created upon different client requests with different filter sets.

3. TIPS Updates Graph

In order to provide incremental updates for a resource, an ALTO server creates an updates graph, which is a directed acyclic graph that contains a sequence of incremental updates and snapshots (collectively called "update items") of a network information resource.

3.1. Basic Data Model of an Updates Graph

For each resource (e.g., a cost map or a network map), the incremental updates and snapshots can be represented using the following directed acyclic graph model, where the server tracks the change of the resource maps with version IDs that are assigned sequentially (i.e., incremented by one each time):

- Each node in the graph is a version of the resource, which is identified by a sequence number (defined as a JSONNumber). Version 0 is reserved as the initial state (empty/null).
- A tag identifies the content of a node. A tag has the same format as the "tag" field in [Section 10.3](#) of [RFC7285] and is valid only within the scope of the resource.
- Each edge is an update item. In particular, the edge from *i* to *j* is the update item to transit from version *i* to version *j*.
- The version is path independent, i.e., different paths arriving at the node associated with the same version have the same content.

A concrete example is shown in [Figure 2](#). There are seven nodes in the graph, representing seven different versions of the resource. Edges in the figure represent the updates from the source version to the target version. Thick lines represent mandatory incremental updates (e.g., ID103-104), dotted lines represent optional incremental updates (e.g., ID103-105), and thin lines represent snapshots (e.g., ID0-103). Note that node content is path independent: the content of node *v* can be obtained by applying the updates from any path that ends at *v*. For example, assume the latest version is 105 and a client already has version 103. The base version of the client is 103 as it serves as a base upon which incremental updates can be applied.

The target version 105 can be:

- directly fetched as a snapshot;
- computed incrementally by applying the incremental updates between 103 and 104, then 104 and 105; or,
- computed incrementally by taking the "shortcut" path from 103 to 105 if the optional update from 103 to 105 exists.

Feasibility: Let ns denote $\langle \text{start-seq} \rangle$ in the updates graph. The server **MUST** provide a snapshot of ns ; in other words, there is always a direct link to ns in the updates graph.

"Right shift" only: Assume a server provides versions in $[n1, n2]$ at time t and versions in $[n1', n2']$ at time t' . If $t' > t$, then $n1' \geq n1$ and $n2' \geq n2$.

For example, consider the case that a server compacts a resource's updates graph to conserve space, using the example model in [Section 3.1](#). Assume at time 0, the server provides the versions $\{101, 102, 103, 104, 105, 106\}$. At time 1, both $\{103, 104, 105, 106\}$ and $\{105, 106\}$ are valid sets. However, $\{102, 103, 104, 105, 106\}$ and $\{104, 105, 106\}$ are not valid sets as there is no snapshot to version 102 or 104 in the updates graph. Thus, there is a risk that the right content of version 102 (in the first example) or 104 (in the second example) cannot be obtained by a client that does not have the previous version 101 or 103, respectively.

4. TIPS Workflow and Resource Location Schema

4.1. Workflow

At a high level, an ALTO client first requests the TIPS information resource (denoted as TIPS-F, where F is for frontend) to indicate the information resource or resources that the client wants to monitor. For each requested resource, the server returns a JSON object that contains a URI, which points to the root of a TIPS view (denoted as TIPS-V), and a summary of the current view, which contains the information to correctly interact with the current view. With the URI to the root of a TIPS view, clients can construct URIs (see [Section 4.2](#)) to fetch incremental updates.

An example workflow is shown in [Figure 3](#). After the TIPS-F receives the request from the client to monitor the updates of an ALTO resource, it creates a TIPS view resource and returns the corresponding information to the client. The URI points to that specific TIPS-V instance, and the summary contains the $\langle \text{start-seq} \rangle$ and $\langle \text{end-seq} \rangle$ of the updates graph and a server-recommended edge to consume first (e.g., from i to j).

An ALTO client can then continuously pull each additional update with the information. For example, the client in [Figure 3](#) first fetches the update from i to j and then from j to $j+1$. Note that the update item at $\langle \text{tips-view-uri} \rangle / \text{ug} / \langle j \rangle / \langle j+1 \rangle$ might not yet exist, so the server holds the request until the update becomes available (i.e., long polling).

A server **MAY** close a TIPS view at any time (e.g., under high system load or due to client inactivity). In the event that a TIPS view is closed, an edge request will receive error code 404 (Not Found) in response, and the client will have to request a new TIPS view URI.

If resources allow, a server **SHOULD** avoid closing TIPS views that have active polling edge requests or have recently served responses until clients have had a reasonable interval to request the next update, unless guided by specific control policies.

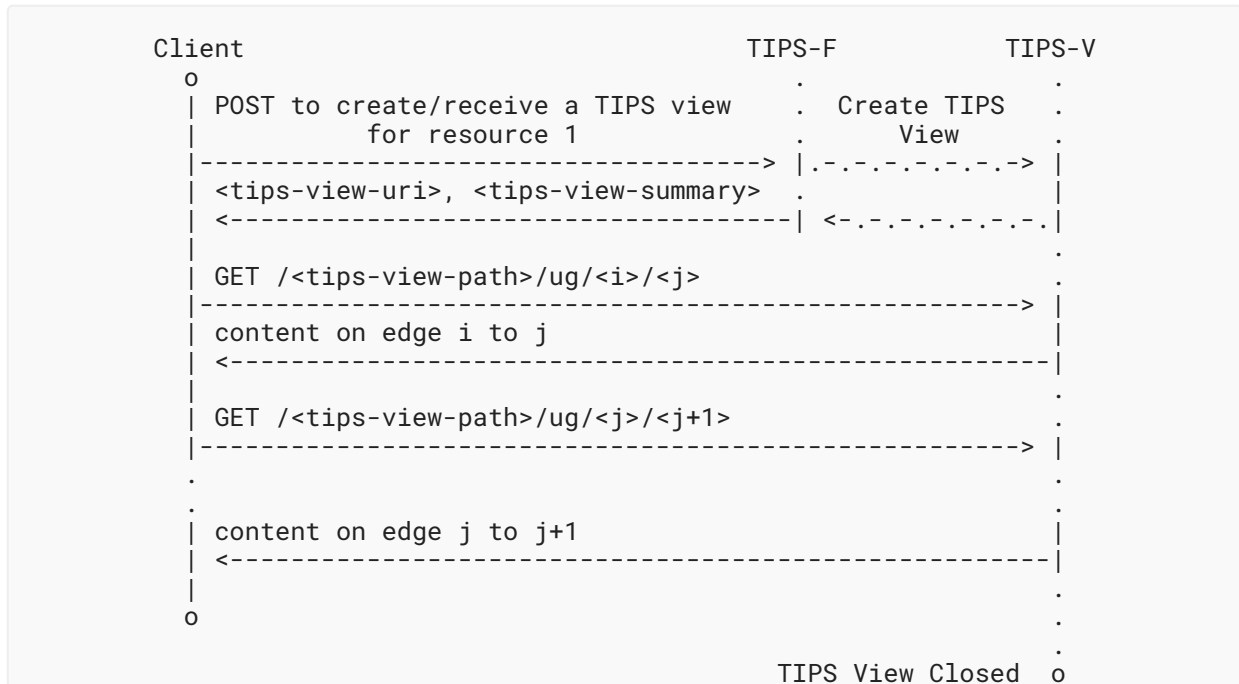


Figure 3: ALTO TIPS Workflow Supporting Client Pull

4.2. Resource Location Schema

The resource location schema defines how a client constructs URIs to fetch incremental updates.

To access each update in an updates graph, consider the model represented as a "virtual" file system (adjacency list), contained within the root of a TIPS view URI (see Section 6.2 for the definition of tips-view-uri). For example, assuming that the updates graph of a TIPS view is as shown in Figure 2, the location schema of this TIPS view will have the format as in Figure 4.

```

<tips-view-path> // root path to a TIPS view
  |_ ug // updates graph
    |_ 0
      |_ 101 // full 101 snapshot
      |_ 103
      \_ 105
    |_ 101
      |_ 102 // 101 -> 102 incremental update
      |_ 102
      \_ 103
    |_ 103
      |_ 104
      \_ 105 // optional shortcut 103 -> 105 incr. update
    |_ 104
      |_ 105
      \_ 105
    \_ 106
  \_ ...

```

Figure 4: Location Schema Example

TIPS uses this directory schema to generate template URIs that allow clients to construct the location of incremental updates after receiving the `tips-view-uri` from the server. The generic template for the location of the update item on the edge from node 'i' to node 'j' in the updates graph is:

```
<tips-view-uri>/ug/<i>/<j>
```

Due to the sequential nature of the update item IDs, a client can long poll a future update that does not yet exist (e.g., the incremental update from 106 to 107). This can be done by constructing the URI for the next edge that will be added, starting from the sequence number of the current last node (denoted as `<end-seq>`) in the graph to the next sequential node (with the sequence number of `<end-seq + 1>`):

```
<tips-view-uri>/ug/<end-seq>/<end-seq + 1>
```

Incremental updates of a TIPS view are read-only. Thus, they are fetched using the HTTP GET method.

5. TIPS Information Resource Directory (IRD) Announcement

To announce a TIPS information resource in the IRD, an ALTO server **MUST** specify "media-type", "capabilities", and "uses" as follows.

5.1. Media Type

The media type of the Transport Information Publication Service (TIPS) resource is "application/alto-tips+json".

5.2. Capabilities

The "capabilities" field of a TIPS information resource is modeled on that defined in [Section 6.3 of \[RFC8895\]](#).

Specifically, the capabilities are defined as an object of the TIPSCapabilities type:

```
object {
  IncrementalUpdateMediaTypes incremental-change-media-types;
} TIPSCapabilities;

object-map {
  ResourceID -> String;
} IncrementalUpdateMediaTypes;
```

Figure 5: TIPSCapabilities

with the field:

incremental-change-media-types: If a TIPS information resource can provide updates with incremental changes for a resource, the "incremental-change-media-types" field has an entry whose key is the ID of the resource and the value is the supported media types of incremental changes, separated by commas. For the implementation of this specification, this **MUST** be "application/merge-patch+json", "application/json-patch+json", or "application/merge-patch+json,application/json-patch+json", unless defined by a future extension.

When choosing the media types to encode incremental updates for a resource, the server **MUST** consider the limitations of the encoding. For example, when a JSON merge patch specifies that the value of a field is null, its semantics are that the field is removed from the target; hence, the field is no longer defined (i.e., undefined). However, this may not be the intended result for the resource, when null and undefined have different semantics for the resource. In such a case, the server **MUST** choose JSON patch encoding over JSON merge patch encoding for the incremental update if both media types "application/json-patch+json" and "application/merge-patch" are supported by the TIPS information resource.

5.3. Uses

The "uses" attribute **MUST** be an array with the resource IDs of every network information resource for which this TIPS information resource can provide service.

This set **MAY** be any subset of the ALTO server's network information resources and **MAY** include resources defined in linked IRDs. However, it is **RECOMMENDED** that the ALTO server selects a set that is closed under the resource dependency relationship. That is, if a TIPS information resource's "uses" set includes resource R1, and resource R1 depends on ("uses") resource R0, then

the "uses" set should include R0 as well as R1. For example, if a TIPS information resource provides a TIPS view for a cost map, it should also provide a TIPS view for the network map upon which that cost map depends.

If the set is not closed, at least one resource R1 in the "uses" field of a TIPS information resource depends on another resource R0 that is not in the "uses" field of the same TIPS information resource. Thus, a client cannot receive incremental updates for another resource R0 that is not in the "uses" field of the same TIPS information resource. If the client observes in an update of R1 that the version tag for R0 has changed, it must request the full content of R0, which is likely to be less efficient than receiving the incremental updates of R0.

5.4. An Example

Extending the IRD example in [Section 8.1](#) of [RFC8895], [Figure 6](#) is the IRD of an ALTO server supporting the ALTO base protocol, ALTO/SSE, and ALTO TIPS.


```
"my-network-map": {
  "uri": "https://alto.example.com/networkmap",
  "media-type": "application/alto-networkmap+json"
},
"my-routingcost-map": {
  "uri": "https://alto.example.com/costmap/routingcost",
  "media-type": "application/alto-costmap+json",
  "uses": ["my-network-map"],
  "capabilities": {
    "cost-type-names": ["num-routingcost"]
  }
},
"my-hopcount-map": {
  "uri": "https://alto.example.com/costmap/hopcount",
  "media-type": "application/alto-costmap+json",
  "uses": ["my-network-map"],
  "capabilities": {
    "cost-type-names": ["num-hopcount"]
  }
},
"my-simple-filtered-cost-map": {
  "uri": "https://alto.example.com/costmap/filtered/simple",
  "media-type": "application/alto-costmap+json",
  "accepts": "application/alto-costmapfilter+json",
  "uses": ["my-network-map"],
  "capabilities": {
    "cost-type-names": ["num-routingcost", "num-hopcount"],
    "cost-constraints": false
  }
},
"update-my-costs": {
  "uri": "https://alto.example.com/updates/costs",
  "media-type": "text/event-stream",
  "accepts": "application/alto-updatestreamparams+json",
  "uses": [
    "my-network-map",
    "my-routingcost-map",
    "my-hopcount-map",
    "my-simple-filtered-cost-map"
  ],
  "capabilities": {
    "incremental-change-media-types": {
      "my-network-map": "application/json-patch+json",
      "my-routingcost-map": "application/merge-patch+json",
      "my-hopcount-map": "application/merge-patch+json"
    }
  },
  "support-stream-control": true
},
"update-my-costs-tips": {
  "uri": "https://alto.example.com/updates-new/costs",
  "media-type": "application/alto-tips+json",
  "accepts": "application/alto-tipsparams+json",
  "uses": [
    "my-network-map",
    "my-routingcost-map",
    "my-hopcount-map",

```

```
    "my-simple-filtered-cost-map"
  ],
  "capabilities": {
    "incremental-change-media-types": {
      "my-network-map": "application/json-patch+json",
      "my-routingcost-map": "application/merge-patch+json",
      "my-hopcount-map": "application/merge-patch+json",
      "my-simple-filtered-cost-map": "application/merge-patch+json"
    }
  }
},
"tips-sse": {
  "uri": "https://alto.example.com/updates/tips",
  "media-type": "text/event-stream",
  "accepts": "application/alto-updatestreamparams+json",
  "uses": [ "update-my-costs-tips" ],
  "capabilities": {
    "incremental-change-media-types": {
      "update-my-costs-tips": "application/merge-patch+json"
    }
  }
}
}
```

Figure 6: Example of an ALTO Server Supporting the ALTO Base Protocol, ALTO/SSE, and ALTO TIPS

Note that it is straightforward for an ALTO server to run HTTP/2 and support concurrent retrieval of multiple resources such as "my-network-map" and "my-routingcost-map" using multiple HTTP/2 streams.

The resource "update-my-costs-tips" provides an ALTO TIPS information resource, and this is indicated by the media type "application/alto-tips+json".

6. TIPS Management

Upon request, a server sends a TIPS view to a client. This TIPS view might be created at the time of the request or might already exist (either because another client has already created a TIPS view for the same requested network resource or because the server perpetually maintains a TIPS view for an often-requested resource).

6.1. Open Request

An ALTO client requests that the server provide a TIPS view for a given resource by sending an HTTP POST body with the media type "application/alto-tipsparams+json". That body contains a JSON object of the TIPSReq type, where:

```
object {
  ResourceID resource-id;
  [JSONString tag;]
  [Object input;]
} TIPSReq;
```

Figure 7: TIPSReq

with the following fields:

resource-id: This field contains the resource ID of an ALTO resource to be monitored, which **MUST** be in the TIPS information resource's "uses" list (Section 5). If a client does not support all incremental methods from the set announced in the server's capabilities, the client **MUST NOT** use the TIPS information resource.

tag: If the "resource-id" is associated with a GET-mode resource with a version tag (or "vtag"), as defined in Section 10.3 of [RFC7285], and the ALTO client has previously retrieved a version of that resource from ALTO, the ALTO client **MAY** set the "tag" field to the tag part of the client's version of that resource. The server **MAY** use the tag when calculating a recommended starting edge for the client to consume. Note that the client **MUST** support all incremental methods from the set announced in the server's capabilities for this resource.

input: If the resource is a POST-mode service that requires input, the ALTO client **MUST** set the "input" field to a JSON object with the parameters that the resource expects.

6.2. Open Response

The response to a valid request **MUST** be a JSON object of the AddTIPSResponse type, denoted as media type "application/alto-tips+json":

```
object {
  URI          tips-view-uri;
  TIPSTableViewSummary tips-view-summary;
} AddTIPSTableViewResponse;

object {
  UpdatesGraphSummary updates-graph-summary;
} TIPSTableViewSummary;

object {
  JSONNumber start-seq;
  JSONNumber end-seq;
  StartEdgeRec start-edge-rec;
} UpdatesGraphSummary;

object {
  JSONNumber seq-i;
  JSONNumber seq-j;
} StartEdgeRec;
```

Figure 8: AddTIPSTableViewResponse

with the following fields:

tips-view-uri: This is the URI to the requested TIPS view. The value of this field **MUST** have the following format:

```
scheme "://" tips-view-host "/" tips-view-path

tips-view-host = host [ ":" port]
tips-view-path = path
```

where **scheme** **MUST** be "http" or "https" unless specified by a future extension, and **host**, **port**, and **path** are as specified in Sections 3.2.2, 3.2.3, and 3.3 in [RFC3986]. An ALTO server **SHOULD** use the "https" scheme unless the contents of the TIPS view are intended to be publicly accessible and do not raise security concerns. The field **MUST** contain only ASCII characters. In case the original URL contains international characters (e.g., in the domain name), the ALTO server implementation **MUST** properly encode the URL into the ASCII format (e.g., using the "urlencode" function).

A server **MUST NOT** use the same URI for different TIPS views, either for different resources or for different request bodies to the same resource. URI generation is implementation specific; for example, one may compute a Universally Unique Identifier (UUID) [RFC4122] or a hash value based on the request and append it to a base URL. For performance considerations, it is **NOT RECOMMENDED** to use properties that are not included in the request body to determine the URI of a TIPS view, such as cookies or the client's IP address, which may result in

duplicated TIPS views in cases such as mobile clients. However, this is not mandatory as a server might intentionally use client information to compute the TIPS view URI to provide service isolation between clients.

`tips-view-summary`: Contains an `updates-graph-summary`.

The `"updates-graph-summary"` field contains the `<start-seq>` of the updates graph (in the `"start-seq"` field) and the `<end-seq>` that is currently available (in the `"end-seq"` field), along with a recommended edge to consume (in the `"start-edge-rec"` field). If the client does not provide a version tag, the server **MUST** recommend the edge of the latest available snapshot. If the client provides a version tag, the server **MUST** either recommend the first incremental update edge starting from the client's tagged version or recommend the edge of the latest snapshot: which edge is selected depends on the implementation. For example, a server **MAY** calculate the cumulative size of the incremental updates available from that version onward and compare it to the size of the complete resource snapshot. If the snapshot is bigger, the server recommends the first incremental update edge starting from the client's tagged version. Otherwise, the server recommends the latest snapshot edge.

If the request has any errors, the ALTO server **MUST** return an HTTP 400 (Bad Request) error code to the ALTO client; the body of the response follows the generic ALTO error response format specified in [Section 8.5.2](#) of [RFC7285]. Hence, an example ALTO error response has the format shown in [Figure 9](#).

```
HTTP/1.1 400 Bad Request
Content-Length: 131
Content-Type: application/alto-error+json

{
  "meta": {
    "code": "E_INVALID_FIELD_VALUE",
    "field": "resource-id",
    "value": "my-network-map/#"
  }
}
```

Figure 9: ALTO Error Example

Note that `"field"` and `"value"` are optional fields. If the `"value"` field exists, the `"field"` field **MUST** exist.

- If the TIPS request does not have a `"resource-id"` field, the error code of the error message **MUST** be `"E_MISSING_FIELD"` and the `"field"` field, if present, **MUST** be `"resource-id"`. The ALTO server **MUST NOT** create any TIPS view.
- If the `"resource-id"` field is invalid or is not associated with the TIPS information resource, the error code of the error message **MUST** be `"E_INVALID_FIELD_VALUE"`. If present, the `"field"` field **MUST** be the full path of the `"resource-id"` field, and the `"value"` field **MUST** be the value of the `"resource-id"` field in the request.

- If the resource is a POST-mode service that requires input, the client **MUST** set the "input" field to a JSON object with the parameters that resource expects. If the "input" field is missing or invalid, the ALTO server **MUST** return the same error response that resource would return for missing or invalid inputs (see [RFC7285]).

Furthermore, it is **RECOMMENDED** that the server use the following HTTP code to indicate other errors, with the media type "application/alto-error+json".

429 (Too Many Requests): Indicates when the number of TIPS views open requests exceeds the server threshold. The server **MAY** indicate when to retry the request in the "Re-Try After" headers.

It is **RECOMMENDED** that the server provide the ALTO/SSE support for the TIPS resource. Thus, the client can be notified of the version updates of all the TIPS views that it monitors and make better cross-resource transport decisions (see [Section 8.2](#) for related considerations).

6.3. Open Example

6.3.1. Basic Example

For simplicity, assume that the ALTO server is using Basic authentication [RFC7617]. If a client with username "client1" and password "helloalto" wants to create a TIPS view of an ALTO cost map resource with the resource ID "my-routingcost-map", it can send the request depicted in [Figure 10](#).

```
POST /tips HTTP/1.1
Host: alto.example.com
Accept: application/alto-tips+json, application/alto-error+json
Authorization: Basic Y2xpZW50MTpoZWxsb2FsdG8K
Content-Type: application/alto-tipsparams+json
Content-Length: 41

{
  "resource-id": "my-routingcost-map"
}
```

Figure 10: Request Example of Opening a TIPS View

If the operation is successful, the ALTO server returns the message shown in [Figure 11](#).

```
HTTP/1.1 200 OK
Content-Type: application/alto-tips+json
Content-Length: 255

{
  "tips-view-uri": "https://alto.example.com/tips/2718281828",
  "tips-view-summary": {
    "updates-graph-summary": {
      "start-seq": 101,
      "end-seq": 106,
      "start-edge-rec" : {
        "seq-i": 0,
        "seq-j": 105
      }
    }
  }
}
```

Figure 11: Response Example of Opening a TIPS View

6.3.2. Example Using Digest Authentication

Below is another example of the same query using Digest authentication, a mandatory authentication method of ALTO servers as defined in [Section 8.3.5](#) of [\[RFC7285\]](#). The content of the response is the same as in [Figure 11](#); thus, it has been omitted for simplicity.

```

POST /tips HTTP/1.1
Host: alto.example.com
Accept: application/alto-tips+json, application/alto-error+json
Authorization: Basic Y2xpZW50MTpoZWxsb2FsdG8K
Content-Type: application/alto-tipsparams+json
Content-Length: 41

{
  "resource-id": "my-routingcost-map"
}

HTTP/1.1 401 UNAUTHORIZED
WWW-Authenticate: Digest
  realm="alto.example.com",
  qop="auth",
  algorithm="MD5",
  nonce="173b5aba4242409ee2ac3a4fd797f9d7",
  opaque="a237ff9ab865379a69d9993162ef55e4"

POST /tips HTTP/1.1
Host: alto.example.com
Accept: application/alto-tips+json, application/alto-error+json
Authorization: Digest
  username="client1",
  realm="alto.example.com",
  uri="/tips",
  qop=auth,
  algorithm=MD5,
  nonce="173b5aba4242409ee2ac3a4fd797f9d7",
  nc=00000001,
  cnonce="ZTg3MTI3NDFmMDQ0NzI1MDQ3MWE3ZTFjZmM5MTNiM2I=",
  response="8e937ae696c1512e4f990fa21c7f9347",
  opaque="a237ff9ab865379a69d9993162ef55e4"
Content-Type: application/alto-tipsparams+json
Content-Length: 41

{
  "resource-id": "my-routingcost-map"
}

HTTP/1.1 200 OK
Content-Type: application/alto-tips+json
Content-Length: 258

{....}

```

Figure 12: Open Example with Digest Authentication

6.3.3. Example Using ALTO/SSE

This section gives an example of receiving incremental updates of the TIPS view summary using ALTO/SSE [RFC8895]. Consider the "tips-sse" resource, as announced by the IRD in Figure 6, which provides ALTO/SSE for the "update-my-cost-tips" resource; a client might send the following request to receive updates of the TIPS view (authentication is omitted for simplicity).


```

POST /updates/tips HTTP/1.1
Host: alto.example.com
Accept: text/event-stream,application/alto-error+json
Content-Type: application/alto-updatestreamparams+json
Content-Length: 76

{
  "add": {
    "tips-123": { "resource-id": "update-my-cost-tips" }
  }
}

```

Figure 13: Example of Monitoring TIPS View with ALTO/SSE

Then, the client will be able to receive the TIPS view summary as follows.

```

HTTP/1.1 200 OK
Connection: keep-alive
Content-Type: text/event-stream

event: application/alto-tips+json,tips-123
data: {
data:   "tips-view-uri": "https://alto.example.com/tips/2718281828",
data:   "tips-view-summary": {
data:     "updates-graph-summary": {
data:       "start-seq": 101,
data:       "end-seq": 106,
data:       "start-edge-rec" : {
data:         "seq-i": 0,
data:         "seq-j": 105
data:       }
data:     }
data:   }
data: }
data: }

```

When there is an update to the TIPS view (for example, when the "end-seq" field is increased by 1), the client will be able to receive the incremental update of the TIPS view summary as follows.

```

event: application/merge-patch+json,tips-123
data: {
data:   "tips-view-summary": {
data:     "updates-graph-summary": {
data:       "end-seq": 107
data:     }
data:   }
data: }
data: }

```

7. TIPS Data Transfers - Client Pull

TIPS allows an ALTO client to retrieve the content of an update item from the updates graph, with an update item defined as the content (incremental update or snapshot) on an edge in the updates graph.

7.1. Request

The client sends an HTTP GET request, where the media type of an update item resource **MUST** be the same as the "media-type" field of the update item on the specified edge in the updates graph.

The GET request **MUST** have the following format:

```
GET /<tips-view-path>/ug/<i>/<j>  
HOST: <tips-view-host>
```

For example, consider the updates graph in [Figure 4](#). If the client wants to query the content of the first update item (0 -> 101) whose media type is "application/alto-costmap+json", it sends a request to "/tips/2718281828/ug/0/101" and sets the "Accept" header to "application/alto-costmap+json,application/alto-error+json". See [Section 7.3](#) for a concrete example.

7.2. Response

If the request is valid (i.e., "ug/<i>/<j>" exists), the response is encoded as a JSON object whose data format is indicated by the media type.

A client **MAY** conduct proactive fetching of future updates, by long polling updates that have not been provided in the directory yet. For such updates, the client **MUST** indicate all media types that might appear. It is **RECOMMENDED** that the server allow for at least the long polling of <end-seq> -> <end-seq + 1>.

Hence, the server processing logic **MUST** be:

- If a resource with path "ug/<i>/<j>" exists, return content using encoding.
- Else, if long polling "ug/<i>/<j>" is acceptable, put request in a backlog queue, then either a response is triggered when the content is ready or the request is interrupted (e.g., by a network error).
- Else, return error.

It is **RECOMMENDED** that the server use the following HTTP codes to indicate errors, with the media type "application/alto-error+json", regarding update item requests.

404 (Not Found): Indicates that the requested update does not exist or the requested TIPS view does not exist or is closed by the server.

- 410 (Gone): Indicates an update has a seq that is smaller than the <start-seq>.
- 415 (Unsupported Media Type): Indicates the media type (or types) accepted by the client does not include the media type of the update chosen by the server.
- 425 (Too Early): Indicates the seq exceeds the server long polling window.
- 429 (Too Many Requests): Indicates the number of pending (long poll) requests exceeds the server threshold. The server **MAY** indicate when to retry the request in the "Re-Try After" headers.

7.3. Example

Assume the client wants to get the contents of the update item on edge 0 to 101. The format of the request is shown in [Figure 14](#).

```
GET /tips/2718281828/ug/0/101 HTTP/1.1
Host: alto.example.com
Accept: application/alto-costmap+json, \
        application/alto-error+json
```

Figure 14: GET Example

The response is shown in [Figure 15](#).

```
HTTP/1.1 200 OK
Content-Type: application/alto-costmap+json
Content-Length: 50

{ ... full replacement of my-routingcost-map ... }
```

Figure 15: Response to a GET Request

7.4. New Next Edge Recommendation

While intended TIPS usage is for the client to receive a recommended starting edge in the TIPS summary, consume that edge, and then construct all future URIs by incrementing the sequence count by one, there may be cases in which the client needs to request a new next edge to consume. For example, if a client has an open TIPS view but has not polled in a while, the client might request the next logical incremental URI; however, the server has compacted the updates graph, so it no longer exists. Thus, the client **MAY** request a new next edge to consume based on its current version of the resource.

7.4.1. Request

An ALTO client requests that the server provide a next edge recommendation for a given TIPS view by sending an HTTP POST request with the media type "application/alto-tipsparams+json". The URL of the request **MUST** have the following format:

```
<tips-view-path>/ug
```

and the "HOST" field **MUST** be "<tips-view-host>".

The POST body has the same format as the TIPSReq in [Figure 7](#). The "resource-id" field **MUST** be the same as the resource ID used to create the TIPS view, and the optional "input" field **MUST NOT** be present.

7.4.2. Response

The response to a valid request **MUST** be a JSON merge patch to the object of the AddTIPSResponse type (defined in [Section 6.2](#)), denoted as media type "application/merge-patch+json". The "updates-graph-summary" field **MUST** be present in the response; hence, its parent field "tips-view-summary" **MUST** be present as well.

If the "tag" field is present in the request, the server **MUST** check if any version within the range [<start-seq>, <end-seq>] has the same tag value. If the version exists (e.g., denoted as <tag-seq>), the server **MUST** compute the paths from both <tag-seq> and 0 to the <end-seq> and choose the one with the minimal cost. The cost **MAY** be implementation specific (e.g., number of messages, accumulated data size, etc.). The first edge of the selected path **MUST** be returned as the recommended next edge.

If the "tag" field is not present, the interpretation **MUST** be that the <tag-seq> is 0.

It is **RECOMMENDED** that the server use the following HTTP code to indicate errors, with the media type "application/alto-error+json", regarding new next edge requests.

404 (Not Found): Indicates that the requested TIPS view does not exist or has been closed by the server.

7.4.3. Example

In this section, we give an example of the new next edge recommendation service. Assume that a client already creates a TIPS view (as in [Section 6.3](#)) whose updates graph is as shown in [Figure 2](#). Now assume that the client already has tag 0881080, whose corresponding sequence number is 103, and sends the following new next edge recommendation request (authentication is omitted for simplicity):

```
POST /tips/2718281828/ug HTTP/1.1
HOST alto.example.com
Accept: application/merge-patch+json, application/alto-error+json
Content-Type: application/alto-tipsparams+json
Content-Length: 62

{
  "resource-id": "my-routingcost-map",
  "tag": "0881080"
}
```

According to [Figure 2](#), there are three potential paths: 103 -> 104 -> 105 -> 106, 103 -> 105 -> 106, and 0 -> 105 -> 106. Assume that the server chooses the shortest update path by the accumulated data size and the best path is 103 -> 105 -> 106. Thus, the server responds with the following message:

```
HTTP/1.1 200 OK
Content-Type: application/merge-patch+json
Content-Length: 193

{
  "tips-view-summary": {
    "updates-graph-summary": {
      "start-seq": 101,
      "end-seq": 106,
      "start-edge-rec": {
        "seq-i": 103,
        "seq-j": 105
      }
    }
  }
}
```

8. Operation and Processing Considerations

TIPS has some common operational considerations as ALTO/SSE [[RFC8895](#)], including:

- the server choosing update messages ([Section 9.1](#) of [[RFC8895](#)]);
- the client processing update messages ([Section 9.2](#) of [[RFC8895](#)]);
- the updates of filtered map services ([Section 9.3](#) of [[RFC8895](#)]); and
- the updates of ordinal mode costs ([Section 9.4](#) of [[RFC8895](#)]).

There are also some operational considerations specific to TIPS, which we discuss below.

8.1. Considerations for Load Balancing

There are two levels of load balancing in TIPS: the first level is to balance the load of TIPS views for different clients and the second is to balance the load of incremental updates.

Load balancing of TIPS views can be achieved either at the application layer or at the infrastructure layer. For example, an ALTO server **MAY** set <tips-view-host> to different subdomains to distribute TIPS views or simply use the same host of the TIPS information resource and rely on load balancers to distribute the load.

TIPS allows a client to make concurrent pulls of incremental updates for the same TIPS view, potentially through different HTTP connections. As a consequence, TIPS introduces additional complexities when the ALTO server balances the load by distributing the requests to a set of backend servers. For example, a request might be directed to the wrong backend server and get processed incorrectly if the following two conditions both hold:

- these backend servers are stateful (i.e., the TIPS view is created and stored only on a single server); and
- the ALTO server is using Layer 4 load balancing (i.e., the requests are distributed based on the TCP 5-tuple).

Thus, additional considerations are required to enable correct load balancing for TIPS, including:

Using a stateless architecture: One solution is to follow the stateless computing pattern: states about the TIPS view are not maintained by the backend servers but are stored in a distributed database. Thus, concurrent requests to the same TIPS view can be processed on arbitrary stateless backend servers, which all fetch data from the same database.

Configuring the load balancers properly: In the case that the backend servers are stateful, the load balancers must be properly configured to guarantee that requests of the same TIPS view always arrive at the same server. For example, an operator or a provider of an ALTO server **MAY** configure Layer 7 load balancers that distribute requests based on the tips-view-path component in the URI.

8.2. Considerations for Cross-Resource Dependency Scheduling

Dependent ALTO resources result in cross-resource dependencies in TIPS. Consider the following pair of resources, where my-cost-map (C) is dependent on my-network-map (N). The updates graph for each resource is shown, along with links between the respective updates graphs to show dependency:

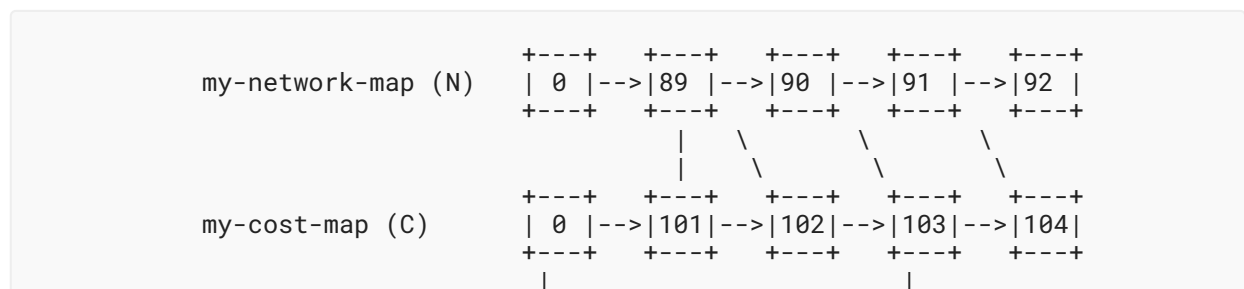


Figure 16: Example Dependency Model

In [Figure 16](#), the cost-map versions 101 and 102 (denoted as C101 and C102) are dependent on the network-map version 89 (denoted as N89). The cost-map version 103 (C103) is dependent on the network-map version 90 (N90), and so on.

Thus, the client must decide the order in which to receive and apply the updates. The order may affect how fast the client can build a consistent view and how long the client needs to buffer the update.

Example 1: The client requests N89, N90, N91, C101, C102 in that order. The client either gets no consistent view of the resources or has to buffer N90 and N91.

Example 2: The client requests C101, C102, C103, N89. The client either gets no consistent view or has to buffer C103.

To get consistent ALTO information, a client must process the updates following the guidelines specified in [Section 9.2](#) of [\[RFC8895\]](#). If resources permit (i.e., sufficient updates can be buffered), an ALTO client can safely use long polling to fetch all the updates. This allows a client to build consistent views quickly as the updates are already stored in the buffer. Otherwise, it is **RECOMMENDED** to request a full snapshot if the client does not have enough local resources to buffer and process the incremental updates.

8.3. Considerations for Managing Shared TIPS Views

From a client's point of view, it sees only one copy of the TIPS view for any resource. However, on the server side, there are different implementation options, especially for common resources (e.g., network maps or cost maps) that may be frequently queried by many clients. Some potential options are listed below:

- An ALTO server creates one TIPS view of the common resource for each client.
- An ALTO server maintains one copy of the TIPS view for each common resource and all clients requesting the same resources use the same copy. There are two ways to manage the storage for the shared copy:
 - the ALTO server maintains the set of clients that have sent a polling request to the TIPS view and only removes the view from the storage when the set becomes empty and no client immediately issues a new edge request; or
 - the TIPS view is never removed from the storage.

Developers may choose different implementation options depending on criteria such as request frequency, available resources of the ALTO server, the ability to scale, and programming complexity.

8.4. Considerations for Offering Shortcut Incremental Updates

Besides the mandatory stepwise incremental updates (from i to $i+1$), an ALTO server **MAY** optionally offer shortcut incremental updates, or simple shortcuts, between two non-consecutive versions i and $i+k$ ($k > 1$). Such shortcuts offer alternative paths in the updates graph and can

potentially speed up the transmission and processing of incremental updates, leading to faster synchronization of ALTO information, especially when the client has limited bandwidth and computation. However, implementors of an ALTO server must be aware that:

1. optional shortcuts may increase the size of the updates graph, worst case scenario being the square of the number of updates (i.e., when a shortcut is offered for each version to all future versions).
2. optional shortcuts require additional storage on the ALTO server.
3. optional shortcuts may reduce concurrency when the updates do not overlap (e.g., when the updates apply to different parts of an ALTO resource). In such a case, the total size of the original updates is close to the size of the shortcut, but the original updates can be transmitted concurrently while the shortcut is transmitted in a single connection.

9. Security Considerations

The security considerations of the base protocol ([Section 15](#) of [\[RFC7285\]](#)) fully apply to this extension. For example, the same authenticity and integrity considerations ([Section 15.1](#) of [\[RFC7285\]](#)) still fully apply; the same considerations for the privacy of ALTO users ([Section 15.4](#) of [\[RFC7285\]](#)) also still fully apply. Additionally, operators of the ALTO servers **MUST** follow the guidelines in [\[RFC9325\]](#) to avoid new TLS vulnerabilities discovered after [\[RFC7285\]](#) was published.

The additional services (the addition of update read service and update push service) provided by this extension extend the attack surface described in [Section 15.1.1](#) of [\[RFC7285\]](#). The following subsections discuss the additional risks and their remedies.

9.1. TIPS: Denial-of-Service Attacks

Allowing TIPS views enables new classes of DoS attacks. In particular, for the TIPS server, one or multiple malicious ALTO clients might create an excessive number of TIPS views, to exhaust the server resource and/or to block normal users from accessing the service.

To avoid such attacks, the server **MAY** choose to limit the number of active views and reject new requests when that threshold is reached. TIPS allows predictive fetching and the server **MAY** also choose to limit the number of pending requests. If a new request exceeds the threshold, the server **MAY** log the event and return the HTTP status 429 (Too Many Requests).

It is important to note that the preceding approaches are not the only possibilities. For example, it might be possible for a TIPS server to use somewhat more clever logic involving TIPS view eviction policies, IP reputation, rate-limiting, and compartmentalization of the overall threshold into smaller thresholds that apply to subsets of potential clients. If service availability is a concern, ALTO clients **MAY** establish service level agreements with the ALTO server.

9.2. ALTO Client: Update Overloading or Instability

The availability of continuous updates can also cause overload for an ALTO client, in particular, an ALTO client with limited processing capabilities. The current design does not include any flow control mechanisms for the client to reduce the update rates from the server. For example, TCP, HTTP/2, and QUIC provide stream and connection flow control data limits, which might help prevent the client from being overloaded. Under overloading, the client **MAY** choose to remove the information resources with high update rates.

Also, under overloading, the client might no longer be able to detect whether information is still fresh or has become stale. In such a case, the client should be careful in how it uses the information to avoid stability or efficiency issues.

10. IANA Considerations

IANA has registered the following media types from the registry available at [\[IANA-Media-Type\]](#):

- `application/alto-tips+json`: as described in [Section 6.2](#);
- `application/alto-tipsparams+json`: as described in [Section 6.1](#);

10.1. `application/alto-tips+json` Media Type

Type name: `application`

Subtype name: `alto-tips+json`

Required parameters: N/A

Optional parameters: N/A

Encoding considerations: Encoding considerations are identical to those specified for the "`application/json`" media type. See [\[RFC8259\]](#).

Security considerations: See the Security Considerations section of RFC 9569.

Interoperability considerations: N/A

Published specification: [Section 6.2](#) of RFC 9569.

Applications that use this media type: ALTO servers and ALTO clients either stand alone or are embedded within other applications.

Fragment identifier considerations: N/A

Additional information:

Deprecated alias names for this type: N/A

Magic number(s): N/A

File extension(s): RFC 9569 uses the media type to refer to protocol messages; thus, it does not require a file extension.

Macintosh file type code(s): N/A

Person & email address to contact for further information:

See the Authors' Addresses section of RFC 9569.

Intended usage: COMMON

Restrictions on usage: N/A

Author: See the Authors' Addresses section of RFC 9569.

Change controller: Internet Engineering Task Force (iesg@ietf.org).

10.2. application/alto-tipsparams+json Media Type

Type name: application

Subtype name: alto-tipsparams+json

Required parameters: N/A

Optional parameters: N/A

Encoding considerations: Encoding considerations are identical to those specified for the "application/json" media type. See [\[RFC8259\]](#).

Security considerations: See the Security Considerations section of RFC 9569.

Interoperability considerations: N/A

Published specification: [Section 6.1](#) of RFC 9569.

Applications that use this media type: ALTO servers and ALTO clients either stand alone or are embedded within other applications.

Fragment identifier considerations: N/A

Additional information:

Deprecated alias names for this type: N/A

Magic number(s): N/A

File extension(s): This document uses the media type to refer to protocol messages; thus, it does not require a file extension.

Macintosh file type code(s): N/A

Person & email address to contact for further information:

See the Authors' Addresses section of RFC 9569.

Intended usage: COMMON

Restrictions on usage: N/A

Author: See the Authors' Addresses section of RFC 9569.

Change controller: Internet Engineering Task Force (iesg@ietf.org).

11. References

11.1. Normative References

- [RFC2119] Bradner, S., "Key words for use in RFCs to Indicate Requirement Levels", BCP 14, RFC 2119, DOI 10.17487/RFC2119, March 1997, <<https://www.rfc-editor.org/info/rfc2119>>.
- [RFC3986] Berners-Lee, T., Fielding, R., and L. Masinter, "Uniform Resource Identifier (URI): Generic Syntax", STD 66, RFC 3986, DOI 10.17487/RFC3986, January 2005, <<https://www.rfc-editor.org/info/rfc3986>>.
- [RFC7285] Alimi, R., Ed., Penno, R., Ed., Yang, Y., Ed., Kiesel, S., Previdi, S., Roome, W., Shalunov, S., and R. Woundy, "Application-Layer Traffic Optimization (ALTO) Protocol", RFC 7285, DOI 10.17487/RFC7285, September 2014, <<https://www.rfc-editor.org/info/rfc7285>>.
- [RFC8174] Leiba, B., "Ambiguity of Uppercase vs Lowercase in RFC 2119 Key Words", BCP 14, RFC 8174, DOI 10.17487/RFC8174, May 2017, <<https://www.rfc-editor.org/info/rfc8174>>.
- [RFC8259] Bray, T., Ed., "The JavaScript Object Notation (JSON) Data Interchange Format", STD 90, RFC 8259, DOI 10.17487/RFC8259, December 2017, <<https://www.rfc-editor.org/info/rfc8259>>.
- [RFC8895] Roome, W. and Y. Yang, "Application-Layer Traffic Optimization (ALTO) Incremental Updates Using Server-Sent Events (SSE)", RFC 8895, DOI 10.17487/RFC8895, November 2020, <<https://www.rfc-editor.org/info/rfc8895>>.
- [RFC9112] Fielding, R., Ed., Nottingham, M., Ed., and J. Reschke, Ed., "HTTP/1.1", STD 99, RFC 9112, DOI 10.17487/RFC9112, June 2022, <<https://www.rfc-editor.org/info/rfc9112>>.
- [RFC9113] Thomson, M., Ed. and C. Benfield, Ed., "HTTP/2", RFC 9113, DOI 10.17487/RFC9113, June 2022, <<https://www.rfc-editor.org/info/rfc9113>>.
- [RFC9114] Bishop, M., Ed., "HTTP/3", RFC 9114, DOI 10.17487/RFC9114, June 2022, <<https://www.rfc-editor.org/info/rfc9114>>.
- [RFC9325] Sheffer, Y., Saint-Andre, P., and T. Fossati, "Recommendations for Secure Use of Transport Layer Security (TLS) and Datagram Transport Layer Security (DTLS)", BCP 195, RFC 9325, DOI 10.17487/RFC9325, November 2022, <<https://www.rfc-editor.org/info/rfc9325>>.

11.2. Informative References

[IANA-Media-Type] IANA, "Media Types", <<https://www.iana.org/assignments/media-types>>.

[RFC4122] Leach, P., Mealling, M., and R. Salz, "A Universally Unique IDentifier (UUID) URN Namespace", RFC 4122, DOI 10.17487/RFC4122, July 2005, <<https://www.rfc-editor.org/info/rfc4122>>.

[RFC7617] Reschke, J., "The 'Basic' HTTP Authentication Scheme", RFC 7617, DOI 10.17487/RFC7617, September 2015, <<https://www.rfc-editor.org/info/rfc7617>>.

[RFC9205] Nottingham, M., "Building Protocols with HTTP", BCP 56, RFC 9205, DOI 10.17487/RFC9205, June 2022, <<https://www.rfc-editor.org/info/rfc9205>>.

Appendix A. A High-Level Deployment Model

Conceptually, the TIPS system consists of three types of resources:

(R1): The TIPS frontend to create TIPS views.

(R2): The TIPS view directory, which provides metadata (e.g., references) about the network resource data.

(R3): The actual network resource data, encoded as complete ALTO network resources (e.g., a cost map or a network map) or incremental updates.

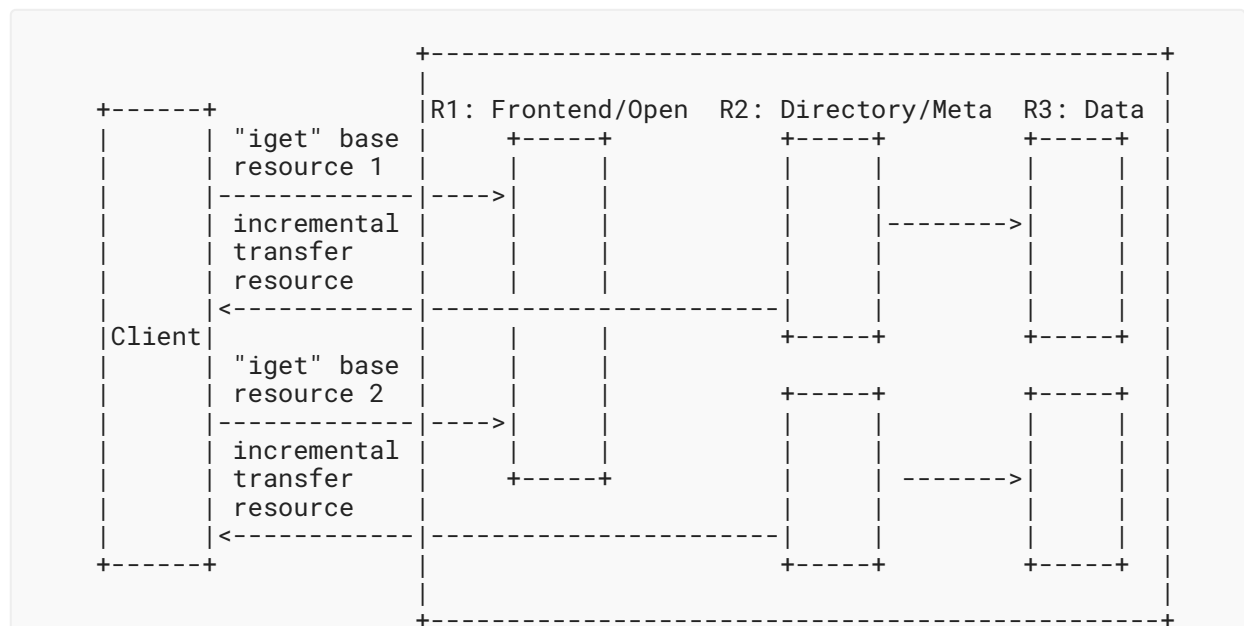


Figure 17: Sample TIPS Deployment Model

Design Point: Component Resource Location

Design 1 (Single):

all the three resource types at the same single server (accessed via relative reference).

Design 2 (Flexible): all three resource types can be at their own server (accessed via absolute reference).

Design 3 (Dir + Data): R2 and R3 must remain together, though R1 might not be on the same server.

This document supports Designs 1 and 3. For Design 1, the ALTO server simply needs to always use the same host for the TIPS views. For Design 3, the ALTO server can set `tips-view-host` to a different server. Note that the deployment flexibility is at the logical level, as these services can be distinguished by different paths and potentially be routed to different physical servers by Layer 7 load balancing. See [Section 8.1](#) for a discussion on load balancing considerations. Future documents could extend the protocol to support Design 2.

Appendix B. Conformance with "Building Protocols with HTTP" (RFC 9205) Best Current Practices

This specification adheres fully to [\[RFC9205\]](#) as further elaborated below:

- TIPS does not (as described in [Section 3.1](#) of [\[RFC9205\]](#)):

...redefine, refine, or overlay the semantics of generic protocol elements such as methods, status codes, or existing header fields.

and instead focuses on

...protocol elements that are specific to [the TIPS] application -- namely, [its] HTTP resources.

- There are no statically defined URI components ([Section 3.2](#) of [\[RFC9205\]](#)).
- No minimum version of HTTP is specified by TIPS, which is recommended (in [Section 4.1](#) of [\[RFC9205\]](#)).
- The TIPS design follows the advice (in [Section 4.1](#) of [\[RFC9205\]](#)) that:

When specifying examples of protocol interactions, applications should document both the request and response messages with complete header sections, preferably in HTTP/1.1 format...

- TIPS uses URI templates, which is recommended (in [Section 4.2](#) of [\[RFC9205\]](#)).
- TIPS follows the pattern (in [Section 4.4.1](#) of [\[RFC9205\]](#)) that:

Generally, a client will begin interacting with a given application server by requesting an initial document that contains information about that particular deployment, potentially including links to other relevant resources. Doing so ensures that the deployment is as flexible as possible (potentially spanning multiple servers), allows evolution, and also gives the application the opportunity to tailor the "discovery document" to the client.

- TIPS uses existing HTTP schemes ([Section 4.4.2](#) of [\[RFC9205\]](#)).
- TIPS defines its errors "to use the most applicable status code" ([Section 4.6](#) of [\[RFC9205\]](#)).
- TIPS does not (as in [Section 4.11](#) of [\[RFC9205\]](#)):

...make assumptions about the relationship between separate requests on a single transport connection; doing so breaks many of the assumptions of HTTP as a stateless protocol and will cause problems in interoperability, security, operability, and evolution.

The only relationship between requests is that a client has to first discover where a TIPS view of a resource will be served, which is consistent with the URI discovery in [Section 4.4.1](#) of [\[RFC9205\]](#).

Appendix C. Push-Mode TIPS Using HTTP Server Push

TIPS allows ALTO clients to subscribe to incremental updates of an ALTO resource, and the specification in this document is based on the current best practice of building such a service using basic HTTP. Earlier versions of this document had investigated the possibility of enabling push-mode TIPS (i.e., by taking advantage of the server push feature in HTTP/2 and HTTP/3).

In the ideal case, push-mode TIPS can potentially improve performance (e.g., latency) in more dynamic environments and use cases with wait-free message delivery. Using the built-in HTTP server push also results in minimal changes to the current protocol. While not adopted due to the lack of server push support and increased protocol complexity, push-mode TIPS remains a potential direction of protocol improvement.

Appendix D. Persistent HTTP Connections

Previous draft versions of this document use persistent HTTP connections to detect the liveness of clients. However, this design does not conform well with the best current practices of HTTP. For example, if an ALTO client is accessing a TIPS view over an HTTP proxy, the connection is not established directly between the ALTO client and the ALTO server, but between the ALTO client and the proxy and between the proxy and the ALTO server. Thus, using persistent connections might not correctly detect the right liveness state.

Acknowledgments

The authors of this document would like to thank Mark Nottingham and Spencer Dawkins for providing invaluable reviews of earlier draft versions of this document; Adrian Farrel, Qin Wu, and Jordi Ros Giralt for their continuous feedback; Russ White, Donald Eastlake 3rd, Martin Thomson, Bernard Adoba, Spencer Dawkins, Linda Dunbar, and Sheng Jiang for the directorate reviews; Martin Duke for the area director review; Francesca Palombini, Wesley Eddy, Roman Danyliw, Murray Kucherawy, and Zaheduzzaman Sarker for the telechat and IESG reviews; and Mohamed Boucadair for shepherding the document.

Authors' Addresses

Kai Gao

Sichuan University
No.24 South Section 1, Yihuan Road
Chengdu
610000
China
Email: kaigao@scu.edu.cn

Roland Schott

Deutsche Telekom
Ida-Rhodes-Straße 2
64295 Darmstadt
Germany
Email: Roland.Schott@telekom.de

Yang Richard Yang

Yale University
51 Prospect Street
New Haven, CT 06511
United States of America
Email: yry@cs.yale.edu

Lauren Delwiche

Yale University
51 Prospect Street
New Haven, CT 06511
United States of America
Email: lauren.delwiche@yale.edu

Lachlan Keller

Yale University

51 Prospect Street

New Haven, CT 06511

United States of America

Email: lachlan.keller@aya.yale.edu